



Version 2018

Tips and information

 **TENCATE**
OUTDOOR FABRICS

TenCate Tent Canvas



**Products &
Features**



**Maintenance &
Cleaning**




**Sustainability &
The Environment**




**Tips &
Information**

Products and Features

ALL SEASON
TOURING™




ALL SEASON
RESIDENTIAL™




COTTON™



POLYCOTTON™



CAMPSHIELD®



Features



TenCate All Season Touring™

- 100% polyester and mix of polyester and PVA
- Light, strong and durable
- Waterproof and weather resistant

ALL SEASON TOURING™



Article	Composition	Weight	Water-column	Colour-fastness
WM-27	70% polyester / 30% PVA	195 gr/m2	60 cm	≥ 6
WR-18	100% polyester	240 gr/m2	85 cm	≥ 6



TenCate All Season Residential™

- Mix of polyester and PVA
- Strong and extra durable
- PVA absorbs moisture and reduces condensation
- Waterproof and weather resistant

ALL SEASON RESIDENTIAL™



Article	Composition	Weight	Water-column	Colour-fastness
Plain / Uni				
WM-17	65% polyester / 35% PVA	220 gr/m2	50 cm	≥ 6
WM-17	65% polyester / 35% PVA	280 gr/m2	100 cm	≥ 6
Print				
WM-19	65% polyester / 35% PVA	260 gr/m2	100 cm	≥ 6
WM-1	65% polyester / 35% PVA	280 gr/m2	100 cm	≥ 6



TenCate Cotton™

- 100% cotton
- Great breathability and moisture regulation ability
- Pleasant climate in the tent
- Good resistance to all weather conditions

COTTON™



Article	Composition	Weight	Water-column	Colour-fastness
KD-38	100% cotton	300 gr/m2	30 cm	≥ 4
KD-48	100% cotton	310 gr/m2	40 cm	≥ 4
KD-24	100% cotton	340 gr/m2	40 cm	≥ 4



TenCate PolyCotton™

- Mix of cotton and polyester
- Breathable and moisture regulation properties of cotton
- Polyester provides extra strength and sustainability

POLYCOTTON™



Article	Composition	Weight	Water-column	Colour-fastness
KA-10	50% polyester / 50% cotton	270 gr/m2	30 cm	≥ 4
KA-46	50% polyester / 50% cotton	420 gr/m2	45 cm	≥ 4



TenCate Campshield®

- Flame retardant fabric
- Strong and sustainable due to the blends of fibres
- Breathable
- Comfortable and safe

CAMPSHIELD®



Article	Composition	Weight	Water-column	Colour-fastness
FR-2	PPAN-fr/CV/PVA-fr/PVA	290 gr/m2	25 cm	≥ 4
FR-1	PPAN-fr/CV/PVA-fr/PVA	420 gr/m2	40 cm	≥ 4



Features



**WATER
REPELLENT**



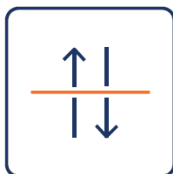
**COLOUR
RETAINING**



**MILDEW &
MOULD
RESISTANT**



SUSTAINABLE



BREATHABLE



**FLAME
RETARDANT**



STRONG



**MOISTURE
REGULATION**

Maintenance & Cleaning



**TenCate
Materialized**



Maintenance



Remove Stains



Storage




TenCate Materialized

- Has 300 years of experience in textiles.
- Has been creating tent fabric for 60 years.
- In-house textile expertise.
- The TenCate tent canvas is provided with:
 - protective textile properties
 - mildew repellent finish
 - moisture repellent finish
 - dirt repellent finish
- A TenCate logo on the tent means: certainty for years




Maintenance: Fabric Selector



Coated fabric

ALL SEASON
TOURING™

ALL SEASON
RESIDENTIAL™



Uncoated fabric

COTTON™
POLYCOTTON™
CAMPSHIELD®



Maintenance of Coated Fabric

ALL SEASON TOURING™

ALL SEASON RESIDENTIAL™

1. The fabric is produced in the factory with a mildew resistant and dirt & moisture repellent treatment. However, mould can still appear from external sources, such as dirt, cooking steam and spores. Good ventilation and dry storage is essential in preventing this.
2. Regularly clean with lukewarm water and a cloth or soft brush.
3. Never use detergents to clean the tent (also no environmentally friendly soap).
4. Do not leave puddles of water on the tent.
5. Avoid abrasions.
6. Do not hang wet laundry over the tent or guy lines.
7. Never touch the fabric with greasy hands.
8. Always ventilate the tent.
9. Preferably cook outside the tent.
10. Ensure the tent is clean and dry before packing it up.



Maintenance of Uncoated Fabric

COTTON™

POLYCOTTON™

CAMPSHIELD®

1. The fabric is produced in the factory with a mildew resistant and dirt & moisture repellent treatment. However, mould can still appear from external sources, such as dirt, cooking steam and spores. Good ventilation and dry storage is essential in preventing this.
2. Regularly wipe the tent clean with a soft brush.
3. Never use detergents to clean the tent (also no environmentally friendly soap).
4. Do not leave puddles of water on the tent.
5. Avoid abrasions.
6. Do not hang wet laundry over the tent or guy lines.
7. Never touch the fabric with greasy hands.
8. Always ventilate the tent.
9. Preferably cook outside the tent.
10. Ensure the tent is clean and dry before packing it up.

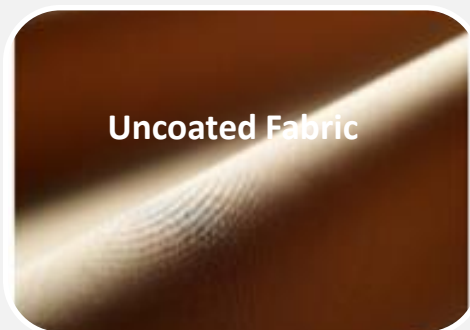


Removing Stains: Fabric Selector



ALL SEASON
TOURING™

ALL SEASON
RESIDENTIAL™



COTTON™
POLYCOTTON™
CAMPSHIELD®



Remove Stains: Coated Fabric - 1

NEVER use soap containing agents.

Stains on coated fabric should preferably be removed immediately with lukewarm water and a cloth or soft brush.

Special attention is needed for:

Bird droppings/ berries/ coffee:

- Remove as quickly as possible with lukewarm water

Resin/ candle wax:

- Let it solidify and then carefully remove/ scrape off (eg with a spoon). Do not damage the coating! Please note: special resin removers can damage coating. Only use on uncoated fabric.

Algae/ mildew:

- Algae and/or other mildew can be removed with a slightly chlorinated water (ratio 1:10 chlorine - water). Allow it to briefly soak in and then rinse with plenty of water and a soft brush. (PLEASE NOTE: Light yellowing/ discolouration may occur.) DO NOT use cleaning vinegar on coated fabric (see uncoated fabric).



Remove Stains: Coated Fabric - 2

In the case of heavily soiled fabric/advanced contamination:

- Only use cleaning agents which are suitable for the specific application.
- When using cleaning agents from other manufacturers, ALWAYS follow the manufacturer's instructions. After cleaning the coated fabric with these agents, re-impregnation may be necessary.
- TenCate's tried and test cleaning products include: Isaclean/ Deva/ 123products/ HG/ Ultramar.
- Frequent use of these cleaning products can eventually affect the strength of the canvas. Use sparingly. Always seek advice from the specialist.
- Complete tent cleaning is also available from specialist companies and can be an option in case of heavy contamination.



Remove Stains: Uncoated Fabric -1

Uncoated fabric is more difficult to clean. Prevention is always better. Soft brushing with lukewarm water can reduce stains. NEVER brush hard. This can affect the colour and even the canvas. NEVER use soap containing agents.

Special attention is needed for:

Bird droppings/ berries:

- Allow to dry completely and carefully scrape.

Resin/ candle wax:

- Let it solidify and then carefully remove/ scrape off (eg with a spoon). Use special resin remover (eg drKeddo) if necessary.

Algae/mildew:

- Algae on uncoated fabric can be reduced using cleaning vinegar. Dilute the vinegar 50:50 with water and apply it with a soft brush (never brush hard). Then rinse off with plenty of water. Please note: do not use cleaning vinegar on coated fabric.
- Weather and mildew can be removed from uncoated fabric by special third parties cleaning products available on the market. Do not use chlorine-water solution (see coated fabric) on uncoated fabric due to risk of discolouration.



Remove Stains: Uncoated Fabric - 2

In the case of heavily soiled fabric/advanced contamination:

- Only use cleaning agents which are suitable for the specific application.
- When using cleaning agents from other manufacturers, ALWAYS follow the manufacturer's instructions. After cleaning the uncoated fabric with these agents, re-impregnation may be necessary.
- TenCate's tried and tested cleaning products include: Isaclean/ Deva/ 123products/ HG/ Ultramar.
- Frequent use of these cleaning products can eventually affect the strength of the canvas. Use sparingly. Always seek advice from the specialist.
- Complete tent cleaning is also available from specialist companies and can be an option in case of heavy contamination.



Storage

Check the following before storing away the tent:

- Look for any damage on the tent.
- Store away the tent when it is clean and dry. Also check the frame thoroughly to ensure there are no parts missing or damaged.

Tips for storing away your tent and frame;

1. Pack away the tent when it is clean and dry. Weather/mildew stains, due to damp storage, are very difficult to remove.
2. If your tent was packed up wet, then unpack it immediately at home and let it dry thoroughly.
3. Use a breathable storage bag, for example made of cotton.
4. Store the tent in a separate storage bag.
5. Also store the frame, groundsheet, curtains, guy lines separately.
6. Ventilate the room where the tent is stored.
7. If you have camped on the coast: wash the tent thoroughly with clean water and let it dry properly. Salt residues can attract moisture, even in a "dry" storage place.



Sustainability & Environment

TenCate Outdoor Fabrics is a company which works with chemical agents and is driven by **social responsibility** and increasingly **stringent regulations**. It must therefore **continuously innovate** in order to guarantee the same functionality of the products using less effective means.

Together with technological partners, universities, colleges and various innovation centres, we anticipate the production processes and products of the future.




TenCate tent canvas, tips & information



Maintenance tips are now available via:

TenCate Outdoor Fabrics
Augmented Reality App

Download the app in the App store / Playstore. Scan the TenCate logo and receive tips & information on your mobile device.



www.tencateoutdoorfabrics.com

